

FULLY LOADED



**LONG
EDITION**

**LONG BACKUP
LONG LIFE**

**SELENIUM
INSIDE**



MADE IN INDIA

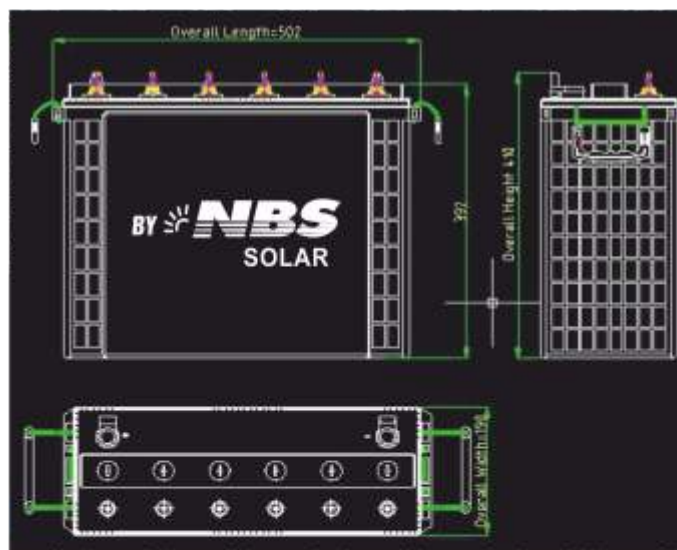
50Ah to 300Ah

SPECIFICATION

12V 200Ah@C20

NOMINAL VOLTAGE		12V
Rated Capacity (20 hour rate)		200 Ah
Dimensions in mm	Length	502 mm
	Width	190 mm
	Height upto Terminal	410 mm
Filled Weight		64.5 Kgs.

DIMENSIONS



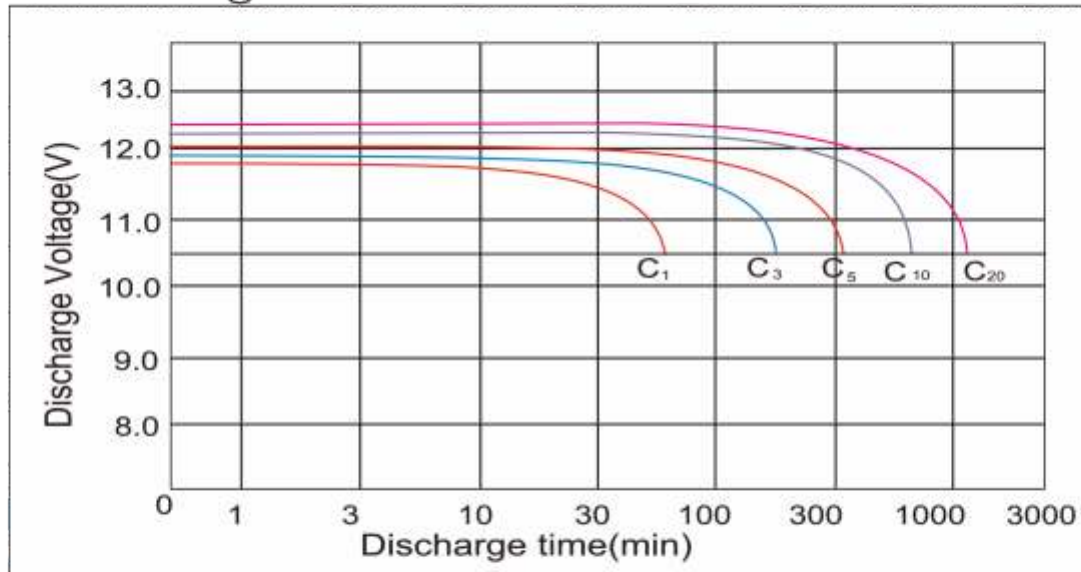
ELECTRICAL PARAMETERS

Capacity (27°C)	20 hour rate to 10.5 ECV		200 Ah
	10 hour rate to 10.8 ECV		165 Ah
	7 hour rate to 10.8 ECV		151 Ah
	5 hour rate to 10.8 ECV		137 Ah
	3 hour rate to 10.8 ECV		118 Ah
	1 hour rate to 10.5 ECV		83 Ah
Ah/ Wh Efficiency	Amp. hour Efficiency		95%
	Watt. hour Efficiency		86%
Capacity Loss on Storage			3% Per Month
Charge method (Constat voltage)	Max. Current		20 A
	Cycllc Use	Control Voltage	14.4 V
	Float Use	Control Voltage	13.8 V

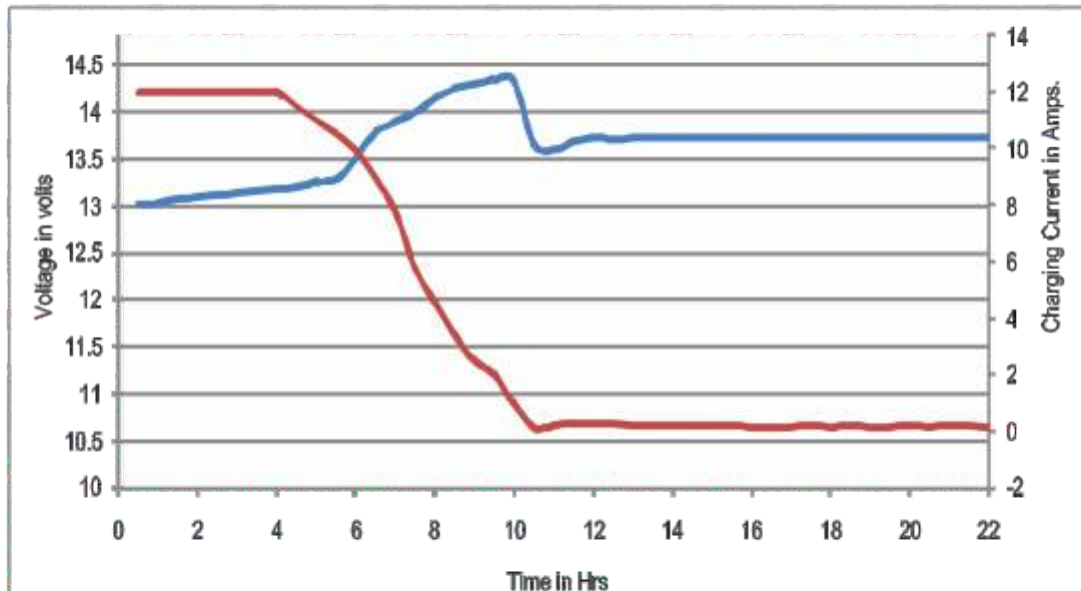
SPECIFICATION

DISCHARGING CHARACTERISTICS

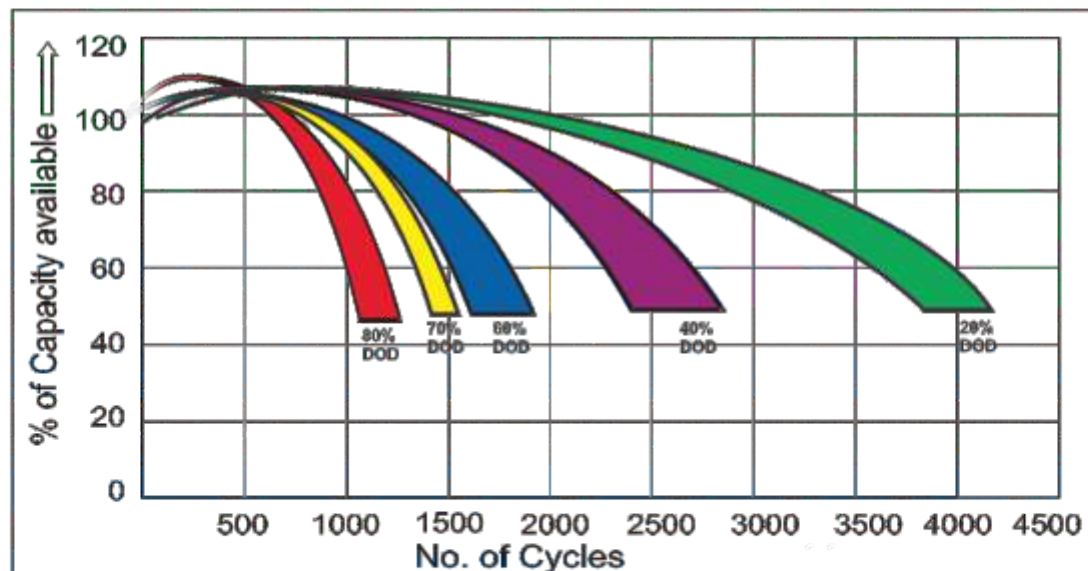
at various rates @27°C



CHARGING CHARACTERISTICS



CYCLE LIFE @ 27°C



TECHNICAL SPECIFICATION - SHORT TUBULAR

BATTERY TYPE	"VERY LOW MAINTENANCE LEAD ACID TUBULAR BATTERY"	"VERY LOW MAINTENANCE LEAD ACID SOLAR BATTERY"	"VERY LOW MAINTENANCE LEAD ACID TUBULAR BATTERY"
AH CAPACITY AT C20 (Short Tubular)	50 AH	80 AH	100 AH
APPLICATIONS	"SOLAR APPLICATIONS"	"SOLAR APPLICATIONS"	"SOLAR APPLICATIONS"
MAX LENGTH (IN MM)	412	412	412
MAX WIDTH (IN MM)	175	175	175
"MAX HEIGHT UPTO TERMINAL (IN MM)"	232	286	286
DRY WEIGHT (IN KG)	11.50	14.70	17.70
FILLED WEIGHT (IN KG)	21.75	28.60	32.45
ELECTROLYTE GRAVITY	1240±10 AT 27°C	1240±10 AT 27°C	1240±10 AT 27°C
CHARGING CURRENT	8- 12% OF RATED CAPACITY	8-12% OF RATED CAPACITY	8-12% OF RATED CAPACITY
CUTT OFF VOLTAGE	13.8V- 14.8V	13.8V-14.8V	13.8V-14.8V
CYCLIC LIFE @ 80% DOD	MORE THAN 900 CYCLES	MORE THAN 900 CYCLES	MORE THAN 900 CYCLES
CYCLIC LIFE @50% DOD	MORE THAN 2000 CYCLES	MORE THAN 2000 CYCLES	MORE THAN 2000 CYCLES
AMPERE HOUR EFFICIENCY	MORE THAN 95%	MORE THAN 95%	MORE THAN 95%
WATT HOUR EFFICIENCY	MORE THAN 80%	MORE THAN 80%	MORE THAN 80%
RETENTION CAPACITY	LESS THAN 3% SELF DISCHARGE ON 28 DAYS PERIOD	LESS THAN 3% SELF DISCHARGE ON 28DAYS PERIOD	LESS THAN 3% SELF DISCHARGE ON 28DAYS PERIOD
ENDURANCE RESULTS	A S PER BIS 13369: 1992	AS PER BIS 13369: 1992	AS PER BIS 13369: 1992
NO.OF POSITIVE PLATE/CELL	2	2	3
POSITIVE PLATE TYPE	TUBULAR CASTED BY HIGH PRESSURE DYE CASTING MACHINE"	TUBULAR CASTED BY HIGH PRESSURE DYE CASTING MACHINE"	TUBULAR CASTED BY HIGH PRESSURE DYE CASTING MACHINE"
INNER DIA (MM) OF TUBULAR BAGS USED FOR +VE PLATES	6.2MM	6.2MM	6.2MM
POSITIVE PLATE ALLOY TYPE	3.1% HIGH ANTIMONY SELENIUM ALLOY	3.1% HIGH ANTIMONY SELENIUM ALLOY	3.1% HIGH ANTIMONY SELENIUM ALLOY
NO.OF NEGATIVE PLATE/CELL	3	3	4
NEGATIVE PLATE TYPE	PASTED	PASTED	PASTED
NEGATIVE PLATE ALLOY	2.5% ANTIMONY SELENIUM ALLOY	2.5% ANTIMONY SELENIUM ALLOY	2.5% ANTIMONY SELENIUM ALLOY
IMPORTANT NOTES: TESTING AS PER BIS STANDARD 13369: 1992 TOLERANCE: WEIGHT ± 3%, DIMENSION ±5MM			

Technical Specification

Model	Long Edition Tall Tubular Battery Series					
Battery rating	100Ah	150Ah	200Ah	225Ah	250Ah	300Ah
Type of Battery	Tubular					
Model Offered	1000	1500	2000	2250	2500	3000
Nominal Voltage	12V					
Number of cell	6					
Shelf life	6 years					
Nominal Capacity(27°C)						
Cell Capacity @ C20	102 Ah	153 Ah	200 Ah	225 Ah	250 Ah	300 Ah
Cell Capacity @ C10	81 Ah	120 Ah	176 Ah	200 Ah	220 Ah	250 Ah
Cell Capacity @ C3	57.5 Ah	86 Ah	126 Ah	150 Ah	175 Ah	200 Ah
AH Efficiency	> 90%					
WH Efficiency	> 80%					
Recommended max. period of storage	3 months at 27°C					
Grid Alloy	Lead Antimony alloy					
Container & Lid Material	PPCP					
Sealing Method	Heat Sealing					
Plate type	Tubular Pos. & Flat Neg.					
Separator	Polyethylene					
Terminals & ICC	Bolted type terminals with lead coated fasteners					
Mounting	Vertical					
Acid Level Indicators	Provided					
Supply condition	Factory charged					
Self Discharge at 27°C (average)	2.5%	3%	3%	3%	3%	3%
Operating Temp. range	-20~ 50°C					
Discharge	-20~ 50°C					
Charge	-10~ 50°C					
Storage	-20~ 50°C					
Max. Discharge Current 77°F (25°C)	100 A(3 sec)	450A(3 sec)	600A(3 sec)	675A(3 sec)	675A(3 sec)	675A(3 sec)
Short Circuit Current	100 A	150 A	200 A	225 A	225 A	225 A
Cycle Use	14.2 - 14.5 V	14.4 - 14.7	14.4 - 14.7	14.4 - 14.7	14.4 - 14.7	14.4 - 14.7
Maximum charging Current 10% of Capacity	10 Amp	15 Amp	20 Amp	25 Amp	25 Amp	25 Amp
Temperature compensation	75mV/300moh					
Weight (Kg) Gross +/- 3%	52-53	56-57	63-64	67	69	74
Dimensions (L x W x H)in mm	505 x 187 x 394					